


Urgotul® S.S.D



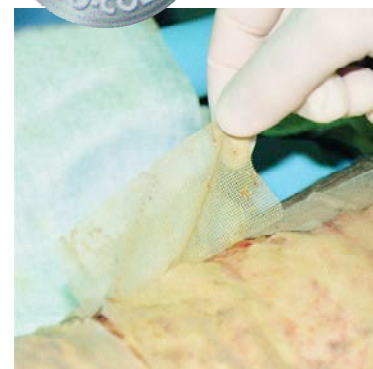
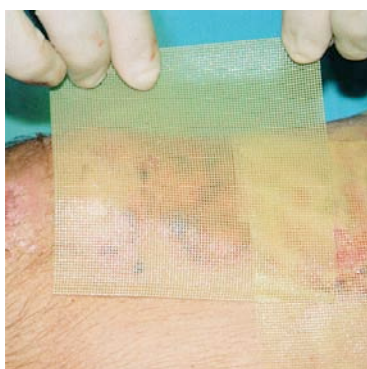
**LIPIDO-COLLOID CONTACT LAYER
IMPREGNATED WITH SILVER SULPHADIAZINE**

Urgotul® S.S.D

Packaged in individual sterile pouch

SIZE	UNITS PER BOX
10 x 12 cm	10
15 x 20 cm	10

Urgotul® S.S.D



DESCRIPTION

- Non-occlusive, non-adhesive, lipido-colloid contact layer impregnated with silver sulphadiazine.

COMPOSITION: Textile net, 100 % polyester, with continuous and non-deformable yarns, coated with a hydrocolloid, antibacterial agent, petroleum jelly, and cohesion polymers.

PRESENTATION: Packaged in individual sterile pouch.

METHOD OF STERILIZATION: Sterilized by ionizing radiation.

PROPERTIES

- On contact with the wound exudate, the hydrocolloid particles (CMC) gel and interact with the petroleum jelly component of **Urgotul® S.S.D.** to form a lipido-colloid contact layer which creates the conditions which favour the healing process (wound-healing in a moist environment).
- The presence of silver sulphadiazine gives the **Urgotul® S.S.D.** dressing a bactericidal effect on the vast majority of the microorganisms responsible for secondary infection of burns: Gram-positive (Staphylococcus aureus and methicillin-resistant Staphylococcus aureus), Gram-negative (Pseudomonas aeruginosa and enterobacteria) and certain yeasts (Candida albicans).
- Fatty in its chemical composition, without being greasy to the touch, **Urgotul® S.S.D.** does not adhere either to the wound or to the area around it. Dressing renewals are painless and atraumatic for the wound.
- Pliable and very conformable, **Urgotul® S.S.D.** is especially indicated for covering wounds located in awkward areas.

INDICATIONS

- **Urgotul® S.S.D.** is indicated for the treatment of second-degree burns at risk of secondary infection.

DIRECTIONS FOR USE

METHOD OF USE:

- Cleanse the wound with saline solution.
- If an antiseptic is first used, rinse the burn thoroughly with normal saline before applying **Urgotul® S.S.D.**
- Remove the protective wings from the dressing.
- Apply **Urgotul® S.S.D.** directly onto the wound.
- Cover **Urgotul® S.S.D.** with a secondary dressing: sterile pad held in place with a bandage "such as Nylax® or Urgoderm® plaster".
- The **Urgotul® S.S.D.** dressings should be changed every 1 to 2 days depending on the wound being treated and its progress.
- The recommended period of treatment is limited to one month. Beyond one month medical staff should reassess the relevance of the treatment with the dressing.

PRECAUTIONS:

- Treatment with **Urgotul® S.S.D.** should be carried out under medical supervision.
- When the dressing is used on a large surface area and/or for a prolonged period, it is not possible to exclude the risk of a systemic effect linked to the silver sulphadiazine (risk of general haematological, renal, intestinal and skin complications).
- **Urgotul® S.S.D.** may adhere to surgical gloves. Wetting the gloves with saline is therefore recommended to make handling of **Urgotul® S.S.D.** easier in this event.
- Concomitant use with other local treatments is not recommended.
- Use on patients suffering from renal or hepatic insufficiency, pregnant women and neonates is contraindicated in the absence of specific clinical information.
- **Urgotul® S.S.D.** should be stored away from heat, at a temperature below 25°C.

LEGAL STATUS

Medical device, class III

CE 0459 06/2005

URGO