

New

Optiskin

Film

ADHESIVE TRANSPARENT FILM, STERILE AND SEMI-PERMEABLE



● INDICATIONS

- Securing peripheral and central line intravenous catheters
- Protecting and covering superficial not infected wounds
- Securing and protection of dressings and pads
- Protection of fragile skin exposed to prolonged friction

● ADVANTAGES

- Good adhesive properties
 - ➔ Can stay in place for up to 5 days
- Impermeable to bacteria and liquids
 - ➔ Protection against external contamination risks
- Flexible and comfortable
 - ➔ It fits all areas of the body
- Allows water vapour and gaseous exchange
 - ➔ No risk of maceration
- Transparent
 - ➔ Allows easy monitoring of the puncture site



Sizes	Dressings per box
5,3 cm x 8 cm	50
7,3 cm x 8 cm	50
9 cm x 12 cm	50
9 cm x 25 cm	20

Optiskin

Film


ADHESIVE TRANSPARENT FILM, STERILE AND SEMI-PERMEABLE

METHOD OF USE (example: catheter securing)

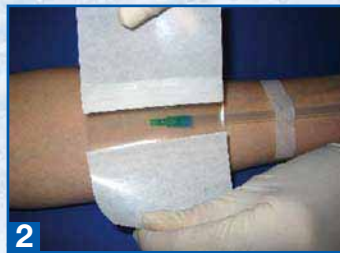
A. Preparing the skin

➔ Before applying Optiskin® Film, disinfect and dry the skin

B. Optiskin® Film application



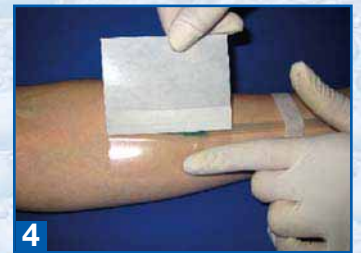
1 Remove the sterile film out of the pouch



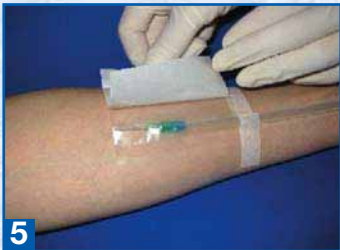
2 Remove the first protective paper tab and present the adhesive part to the skin



3 Apply one half of the film on the skin so that the catheter is centred



4 Smooth the film from the center towards the edges



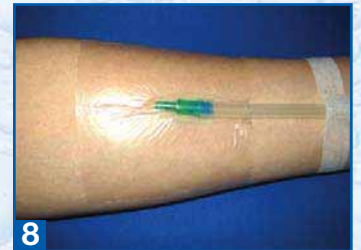
5 Catch and remove the second paper tab and apply the other half of the film without tension



6 Carefully smooth down the whole dressing that it adheres properly



7 Remove the two transparent protective tabs



8 The adhesive film can stay in place for up to 5 days

C. Optiskin® Film removal



1 Detach one of the corners by pulling tangentially to the skin, but never perpendicularly. Hold the dressing using the other hand, placed flat against it



2 Remove Optiskin® Film by taking the opposite parts already detached and make a tangential pulling

Urgo Laboratories - 42 rue de Longvic - 21300 Chenove - France
Tel : +33 (0)3 80 54 55 00 - Fax : +33 (0)3 80 44 26 27 - Web site : www.urgo.com